

# Sober up your Drunkards Path...



with the help of coffee filters!


Not all coffee filters are consistently sized, but they are round - making them the perfect template!

For my sample pieces, I used Spartan brand 8" coffee filters.


Flip filter inside out and press flat with a hot iron.




Place filter in the middle of a 9" Square of fabric with the right side facing up.




Stitch 1/4" around the entire circle and trim outer fabric away at the edge of the filter.




Carefully cut the center out of the filter.



Turn right side out, trying not to rip the filter, and press flat.




Place in the center of a 10" square and stitch down.




I like to use a decorative stitch, but zig zag works great

Center and trim to 9-1/2" square.



Cut into quarters making four 4-1/4" squares.



Lift the top layer and gently pull out the filter.



Have fun playing with the designs you can quickly create using this method!  
One layer cake will make 80 individual drunkard path blocks and a 30"x37" lap or baby quilt!